

A T JUNIPER (LIVERPOOL) Ltd.

Juniper 2x25 Gallon Multi-Engine Compressor Washing Rig Part No. JMP/CFM56/D/4777/C300

This rig is all as per our rig JMP/CFM56/D/4777/C200 but for the following modifications to enable it to be used on the Roll Royce T56 engine fitted to the Hercules C130 Transport Aircraft.



The modifications are as follows:

An extra high pressure regulator is configured in the existing nitrogen system. The regulator will supply a constant supply of nitrogen at 60 PSI (4 Bar) to an additional ¼ inch bore bleed hose assembly which is controlled by an on/off ball valve. the hose is terminated in a male ¾ UNF thread for connection to the bleed sensitive valve on the T56 engine.

The bleed hose is shrink wrapped onto a 45 foot long ¾ inch bore fluid delivery hose that terminates in a Quick Disconnect fitting for connection to a Juniper Hercules Spray Ring PN JMP/HER/D/1851. A storage holster has been provided to enable the hose end fittings to be neatly housed.

The hose stowage arrangements on either side of the rig have been increased in size to allow for the extra lengths of hose supplied.

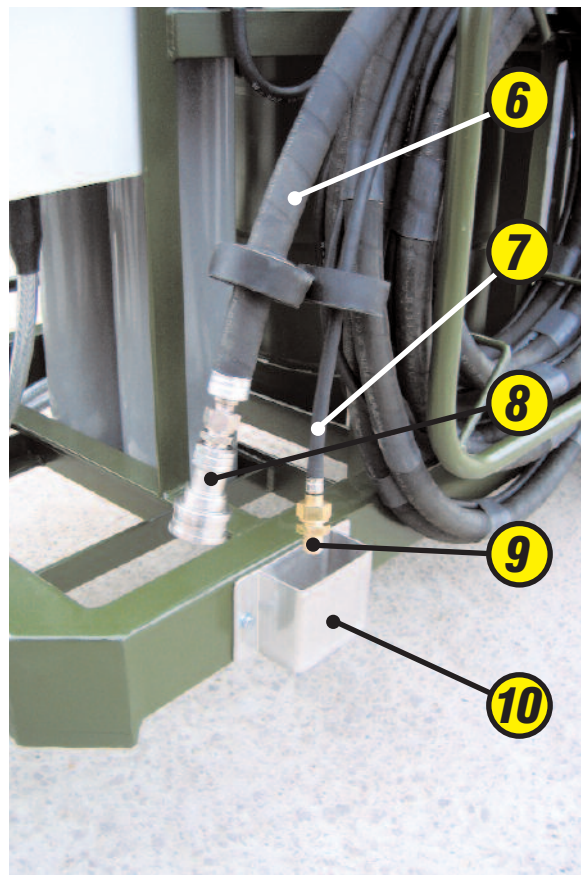

The storage box for engine probes has been modified to enable a single T56 Spray Ring to be housed.

The rig is painted in NATO green.

Note:



the ½ bore delivery hose is retained and can easily be adapted for washing turbofan and turboprop engines. See list of engine probes and accessories on our website www.juniper-liverpool.com

Modifications shown in detail together with Part Numbers.



Description	Qty	Part number
1. Selector panel	1	JMP/HER/A/6526
2. Pressure guard mount	1	JMP/JWR/B/0458
3. Pre-set regulator	1	JMP/HER/A/6529
4. 1/4" BSP Ball valve	1	SM 026
5. H.P. regulator mounting block	1	SM 710
6. 3/4" hose assy	1	JMP/HER/HL/4617
7. 1/4" hose assy	1	JMP/HER/HL/1092
8. Hansen Q/R socket	1	SM 194
9. 3/4" UNF adaptor	1	JMP/HER/1090/2
10. Holster	1	JMP/HER/A/6528

Modifications shown in detail together with Part Numbers.



Description	Qty	Part number
11. Stowage box	1	JMP/HER/D/6525
12. Hose Assembly (H.P)	1	JMP/STD/B/4454
13. Adaptor $\frac{3}{8}$ " BSP x $\frac{1}{4}$ " BSP	1	JMP/STD/A/5352
14. Adaptor block $\frac{1}{4}$ " NPT x $\frac{1}{4}$ " BSP	1	JMP/PEG/A/4447
15. Connector tail	1	JMP/STD/A/5467
16. Connector union nut	1	JMP/STD/A/5468